

Constant Voltage Phase/Triac dimmable driver---150W series PWM output



Features

- Output constant voltage
- Universal AC input: 100 - 130VAC
- Power Factor: up to 0.65
- High Efficiency: up to 85%
- Protection: short circuit/over loading/over current/over temperature
- Full protection aluminum housing
- Easy installation
- Cooling by free air convection
- Compatible with Forward Phase, Triac, MLV Dimmers
- Strong compatibility, flicker-free dimming
- Suitable for LED Lighting and moving sign applications and others
- Compliance to worldwide safety regulations for lighting
- 3 Year Warranty

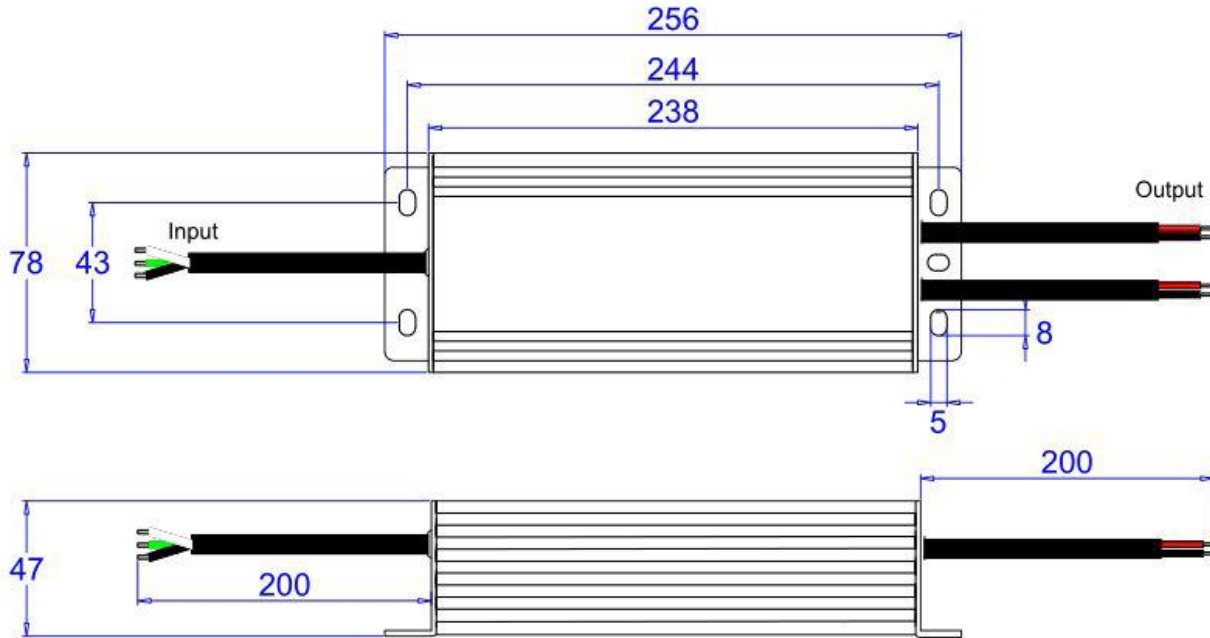


Specification

MODEL		GLS-12150-TD
CERTIFICATES		ETL, CETL, FCC
	DC Voltage	12V
	Voltage Tolerance	±0.5V
	Rated Current	12.5A
	Rated Power	150W
	Voltage Range	100 - 130VAC
	Frequency Range	50 - 60HZ
	Power Factor (Typ.)	PF≥0.65
	Efficiency (Typ.)	83%
	AC Current (Typ.)	2.53A
	Leakage Current	<0.70mA/110VAC
PROTECTION	Short Circuit	Hiccup mode, recovers automatically after fault condition is removed
	Over Current	≥1.4*I out
	Over Loading	≤120%
	Over Temperature	100°C±10° C The output voltage will turn off when the temperature is higher than 100°C±10° C. After the temperature drops off, recovery is automatic
ENVIRONMENT	Working Temperature	-40° - +60°C
	Working Humidity	20 - 90% RH non-condensing
	Storage Temp. Humidity	-40 - +80°, 10 - 95% RH
	Temp. Coefficient	±0.03%/°C (0 - 50°)
	Vibration	10 - 500Hz, 2G 10min/1 cycle, period for 60min each along X, Y, Z axes
SAFETY & EMC	Safety Standards	UL1012
	Withstand Voltage	I/P - O/P: 1500KVAC
	Isolation Resistance	I/P - O/P: 100MΩ/500VDC/25°C/70%RH
	EMC Emission	FCC Part 15B
DIMENSIONS	Net. Weight	1.5Kg
	Size with enclosure	8.5x40x6cm (3.35"x15.85"x2.36") (LxWxH)

Notes	<p>1. All parameters if NOT specially mentioned are measured at 110VAC input , rated load and 25°C of ambient temperature.</p> <p>2. To extend the driver's using life ,please reduce the loading at lower input voltage.</p> <p>3.Loading should be 5-100%.</p>
-------	--

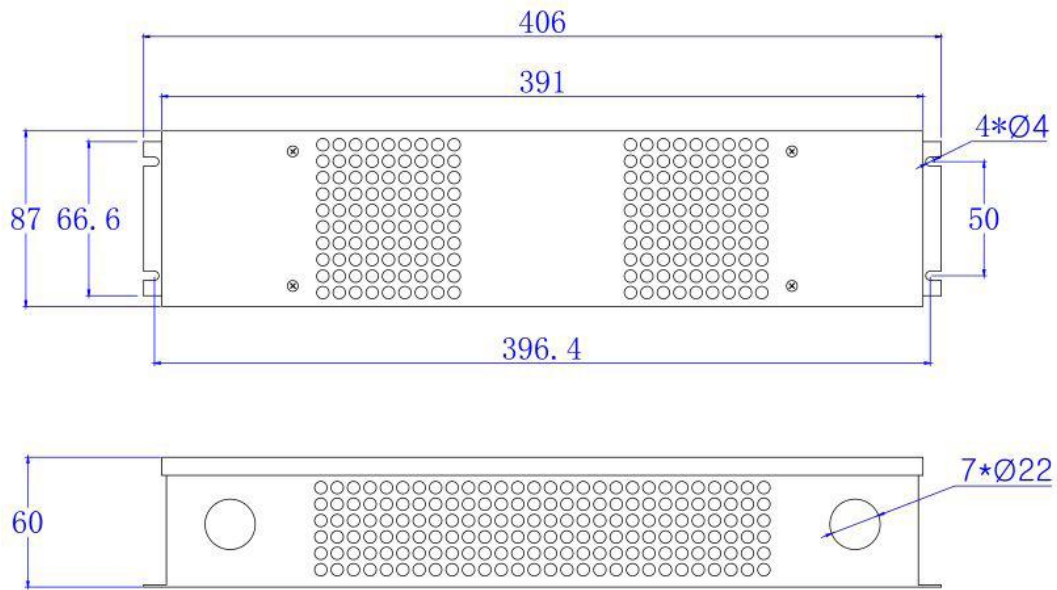
■150W Phase/Triac Dimmable driver Mechanical Specification



※ Input black(L) and white(N) wires to be connected AC, Green wire to be connected ground; output red and black wires to be connected led lighting.

■ Real picture & Mechanical Specification of 120W Phase/Triac Dimmable Driver with junction box





■Dimming Operation

※The Pulse-Width Modulation (PWM) of output voltage can be adjusted through input terminal of the AC phase line(L) by connection a phase/triac dimmer.

※Usually matching with Forward phase , leading edge , Magnetic low voltage triac dimmers, (or Reverse phase, trailing edge ,Electric low voltage, Triac Dimmers can be customized!)

※Please try to use dimmers with power at least 2.5 times as the output power of the driver.

■Warning

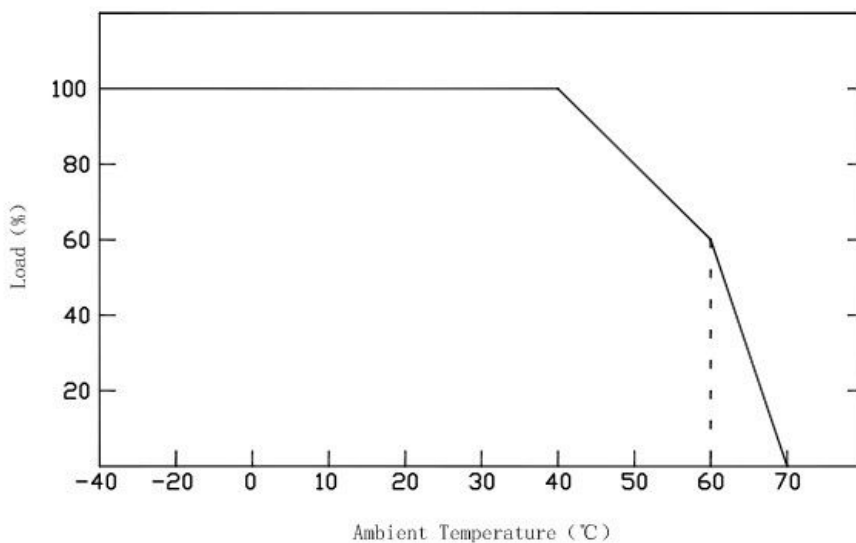
※Prevent to reverse polarity; Output polarity: RED "+"; BLACK "-"

※Risk of Electric Shock. When used outdoors, install only on a circuit protected by a Class A GFCI;

※Risk of Fire. Installation involves special wiring methods to run wiring through a building structure. Consult a qualified electrician;

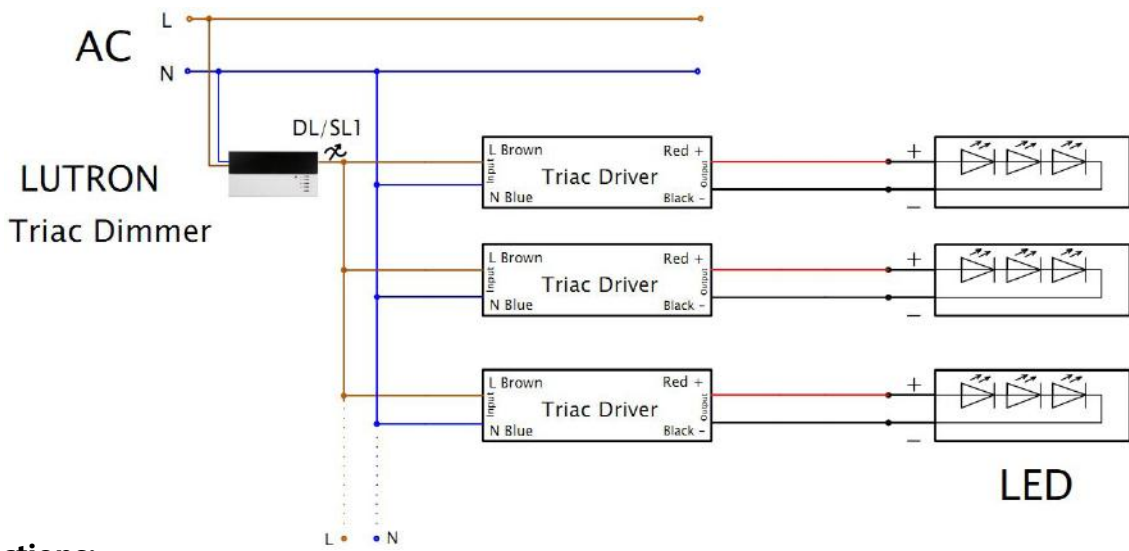
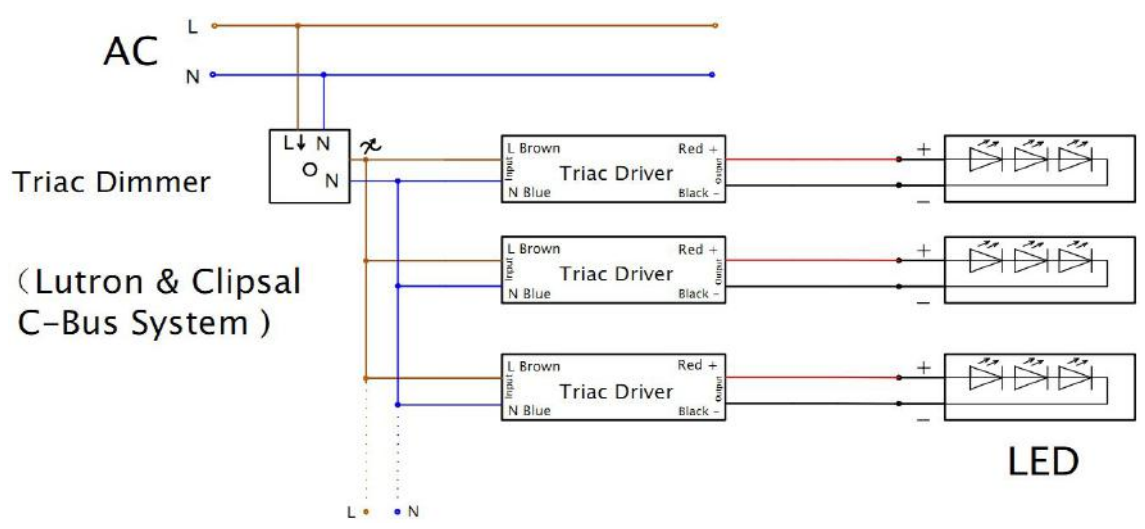
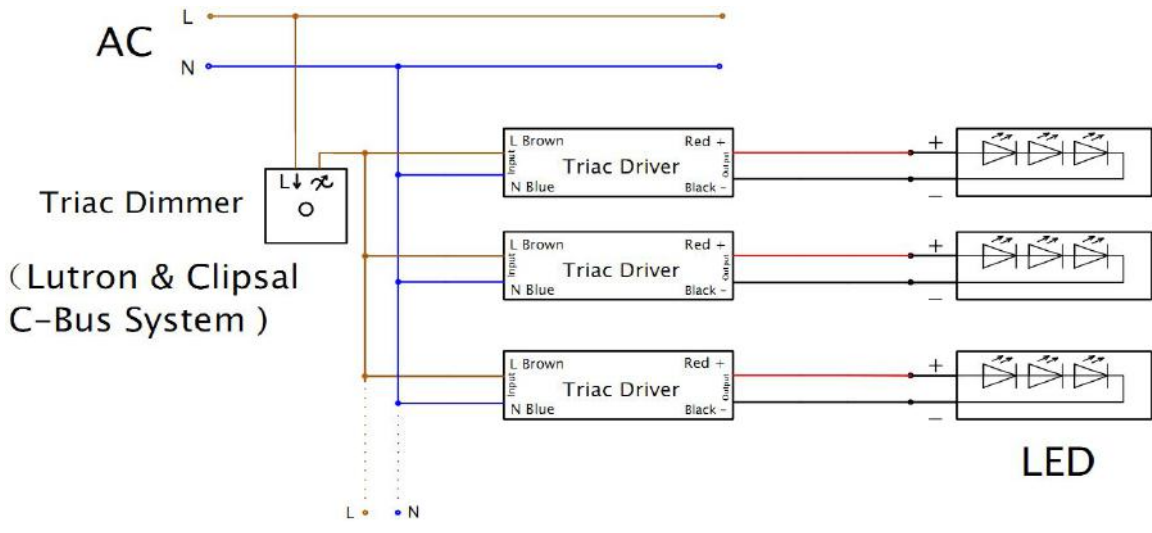
※Risk of Electric Shock. Mount the unit at a height greater than 1 foot from the ground surface.

■Derating Curve



※To extend their life, please refer to the Derating Curve and derate according to the temperature.

■ Connecting Diagram



Instructions:

- 1) This driver should be installed by a qualified professional.
- 2) Please make sure the transformer is installed with adequate ventilation around it to allow for heat dissipation.
- 3) Ensure that wiring is correct before testing in order to avoid light and power supply damage.

Please visit our website for more information! www.glimmerlighting.com